



## ACTIVITY GUIDE

ACTIVITIES RECOMMENDED FOR CHILDREN AGES 8 - 10




# HERE COMES THE GARBAGE BARGE

WRITTEN BY JONAH WINTER

ILLUSTRATED BY RED NOSE STUDIO

Watch the video of actor  
**Justin Theroux**  
reading this story at  
[storylineonline.net](http://storylineonline.net)



# ABOUT THIS STORY

## SYNOPSIS

Before everyone recycled...there was a town that had 3,168 tons of garbage and nowhere to put it. What did they do? Enter the Garbage Barge! This mostly true and completely stinky story is sure to make you say “Pee-yew!”

## THEMES IN THE STORY

Accountability, Responsibility, Environmentalism, Community

## TALK IT UP!

Use the following questions to discuss the themes of the story:

- “Did you know the average American makes about four pounds of garbage every day?” Discuss what garbage you make from the time you wake up to the time you go to sleep. What can you do to make less than 4 pounds of garbage every day?
- Islip did not want its stinky garbage. Do you think it was fair for them to try to dump it in North Carolina, New Orleans, Mexico, Belize, Texas or Florida? Explain.
- What happens to the garbage in your area? Where does it go after it is thrown in the trash? Do you think your local landfill smells as terrible as the Garbage Barge?
- What do you think would happen to your community if everyone was careless about their garbage? What would you tell a friend if you saw him/her throw garbage on the ground?
- What are some ways you can reduce, reuse and recycle?

## WRITING

The Garbage Barge traveled for 162 days before reaching its final harbor. Can you imagine the stink?! Create an “Ode to Odor”. Write a diamante poem about smelly garbage.

### MATERIALS —

Pencil/Paper

### PREPARATION TIME —

None

### LENGTH OF ACTIVITY —

30 minutes

### DIRECTIONS FOR ACTIVITY —

A diamante poem is a seven line poem that forms the shape of the diamond. Diamante poems are made with individual nouns, adjectives and verbs. You can choose to describe one topic (smelly trash), two similar topics (smelly trash and smelly landfills), or two opposite topics (waste and recycling). Poems may or may not rhyme. Use the pattern below to write an “Ode to Odor”.

Noun  
 Adjective, Adjective  
 Verb,      Verb,      Verb  
 Noun, Noun, Noun, Noun  
 Verb,      Verb,      Verb  
 Adjective, Adjective  
 Noun

## UPCYCLING

The Garbage Barge hauled 3,168 tons of trash to the incinerator in Brooklyn, NY! One could wonder if any of the garbage could have been repurposed for another use.

“Upcycling” is a great way to reuse materials and make something useful out of trash. Create an “upcycled vase”. The homemade decoration may be used as a container for flowers or storage for anything you like – pencils, utensils, toothbrushes, buttons, screws, or safety pins.

### MATERIALS —

Glass bottle or jar, Colored tissue paper (combination of colors), Scissors, Glue, Paint brush

### LENGTH OF ACTIVITY —

30 minutes


### DIRECTIONS FOR ACTIVITY —

**Step 1:** Use scissors to cut the tissue paper into 1” X 1” squares and/or 2” X 1” rectangles. Depending on the size of your bottle, you may choose to cut the shapes larger or smaller.

**Step 2:** Use a paint brush to spread glue all over the glass bottle or jar. Do one side at a time to prevent glue from getting on your hands.

**Step 3:** Place the tissue paper squares/rectangles on top of the glue until the entire bottle is covered. You may choose to layer the tissue paper on the bottle. It is recommended to use a variety of matching colors and overlap in any combination.



 **Google It!:** Search “upcycled crafts” for more ideas on how to repurpose items around your home.

## HANDS ON MATH: COOKING ACTIVITY | COMPOST PUDDING!


Composting is a natural way to recycle organic - orange peels, banana peels, potato peelings, bread crusts, eggshells, coffee grounds, teabags, leaves, grass, and sticks – items into a rich soil (compost). Finished compost is dark brown and crumbly. Make your own edible “soil”.

### INGREDIENTS —

Instant pudding mix – chocolate  
Cold Milk  
Whisk  
Chocolate cookies – crushed  
Gummy worms  
Clear glasses  
Spoons  
Measuring cups

### INSTRUCTIONS —

**Step 1:** Follow instructions on box to make instant pudding.

 **Google It!:** Search “homemade chocolate pudding” and learn to make pudding from scratch

**Step 2:** Once pudding is ready, scoop pudding into glass. Layer crushed cookies on pudding. Repeat two more times.

**Step 3:** Add a few gummy worms on top and enjoy!

### Add some math to your recipe!

**Step 1:** Instant pudding makes approximately 4 – 1/2 cup servings. Use measuring cups to determine how many instant pudding mixes you need for your recipe.

**Step 2:** If one instant pudding mix requires 2 cups of cold milk, how many cups of milk will you need for 6 boxes? How many quarts of milk is this? Is this enough cups for a gallon of milk?

**Step 3:** If your pack of gummy worms has 58 pieces of candy and you are sharing with 6 friends. How many pieces of candy does each person get?

## SCIENCE: HOW LONG DOES TRASH LAST IN A LANDFILL?

After the trash from the Garbage Barge was burned, the remaining 430 tons was buried in a landfill in Islip. Does it stay there forever?

### MATERIALS —

Paper/Pencil, Computer/Internet

### DIRECTIONS FOR ACTIVITY —

What is your best estimate for how long this trash lasts in a landfill?

- aluminum can (soda can)
- banana
- cigarette butt
- cotton rag
- glass bottle
- leather boot
- rubber sole of the leather boot
- paper bag
- plastic 6-pack rings
- plastic jug
- Styrofoam cup
- tin can (soup or vegetable can)
- wool sock

**Step 1:** Organize the list above from shortest time to longest time you think the items last in a landfill.

**Step 2:** Then, use the internet to search for scientists' approximations for each item.

- a. Was your list correct?
- b. Are you surprised by the amount of time items last in a landfill? Which ones? Why?
- c. How will knowing the life spans of trash have an impact on your recycling habits?

**Step 3:** Will you do anything different with your garbage? If so, what?

**Optional:** Use a graph-making software program to create graphs that illustrate the lifespan of the trash items listed. Post graph in a prominent place to remind family members to reduce, reuse and recycle!

# PHYSICAL ACTIVITIES

The Mayor of New Orleans said, “We’ve got enough of our own trash” and called the coast guard to stop the Garbage Barge from making its way up the Mississippi River.

Use your own “trash” to play some fun games!

## BOTTLE BOWLING

### EQUIPMENT —


10 plastic bottles (water bottles, soda bottles, tall dishwashing detergent bottles), Ball

*Tip:* Put about an inch of sand in the bottom of bottles so they won’t fall over too easily!

### PARTICIPANTS —

1 - 4 players

### GAME DIRECTIONS —

 **Google It!:** Search “bowling rules” to learn more about the scoring and rules of the sport OR make up your own rules and scoring system!

## KEEP YOUR TRASH OFF MY LAWN!

### EQUIPMENT —

15 soft balls (i.e. dodgeballs, sponge balls, bean bags), Safe playing area (size depends on number of participants), Timer

### PARTICIPANTS —

Minimum of 2

### GAME DIRECTIONS —

Split the designated playing area into 2 halves. The 2 halves represent 2 yards. Player(s) on both sides will keep throwing, rolling, or sliding pieces of “trash” back and forth. After a designated amount of time, count the “trash” left on each yard. The player(s) with the least amount of trash is the winner(s).

Field trips are a great way to make a real world connection to the story.

## LANDFILL TOUR

According to the Author's Note in ***Here Comes the Garbage Barge***, Long Island's landfills were overflowing with garbage by the late 1980's. Since then, trash is being managed more efficiently. Contact your local waste management facility for an educational landfill tour. Learn about daily landfill operations, recycling systems and recycling best practices.

## DO SOMETHING

Using the information learned from the SCIENCE activity in this guide, create posters to encourage recycling the items included in the activity. Ask to display posters in prominent public places, such as school, library or grocery store.



# ABOUT US

## ABOUT STORYLINE ONLINE

The SAG-AFTRA Foundation's children's literacy website *Storyline Online*® streams imaginatively produced videos featuring celebrated actors to help inspire a love of reading. Storyline Online receives millions of views every month in hundreds of countries. Visit Storyline Online® at [storylineonline.net](http://storylineonline.net).

## ABOUT THE SAG-AFTRA FOUNDATION

The SAG-AFTRA Foundation provides vital assistance and educational programming to the professionals of SAG-AFTRA while serving the public at large through its signature children's literacy program. Founded in 1985, the Foundation is a national non-profit organization that relies solely on support from grants, corporate sponsorships, and individual contributions to fund our programs. Visit [sagaftra.foundation](http://sagaftra.foundation).

STORYLINE ONLINE BROUGHT TO YOU BY

SAG-AFTRA  
FOUNDATION